



From data to insight
in one simple upload

How will terraFlow elevate your narrative?

Complete and comprehensive cellular profiling

Unlock the full potential of your flow cytometry data with terraFlow. Our exhaustive and targeted approach ensures no cell type goes unnoticed, allowing scientists to swiftly reveal insights hidden in their flow cytometry and CyToF data. Dive deeper into discovery with terraFlow.

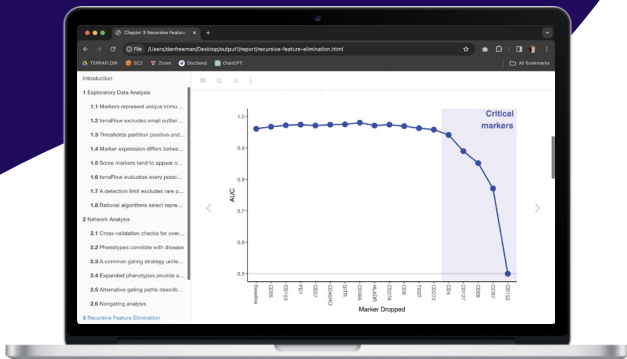
terraFlow meets the strictest cybersecurity standards in the industry.



Compare patient groups in your data



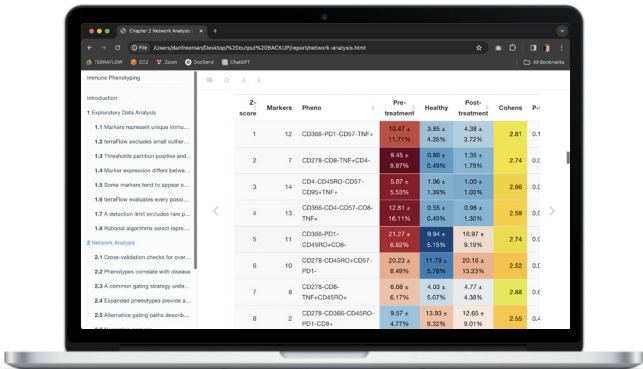
Automated panel optimization



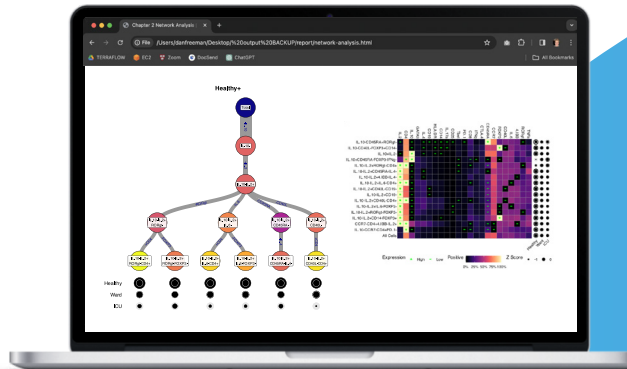
Annotation - Crystal clear phenotypes

terraFlow distinctly identifies your populations of interest with a simple and understandable phenotype. terraFlow offers both clarity and efficiency and delivers the same answers that cytometrists are searching for using the familiar language of combinatoric gating analysis.

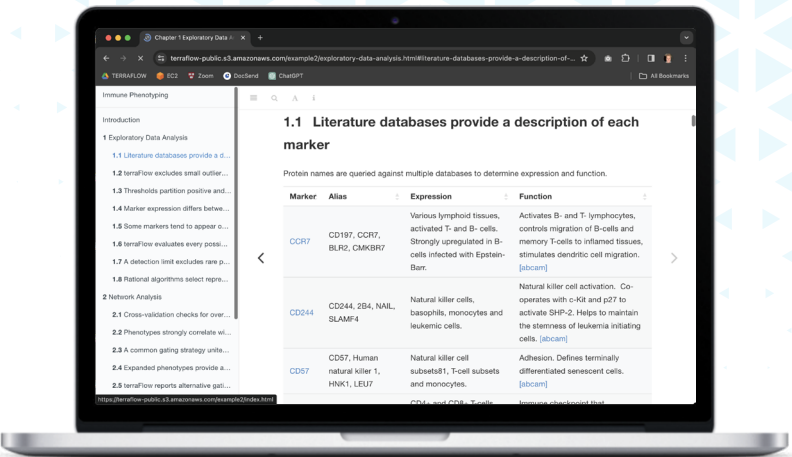
Rapid identification of significant populations



Define simple and precise phenotypes



Get up to speed



Access - On demand answers

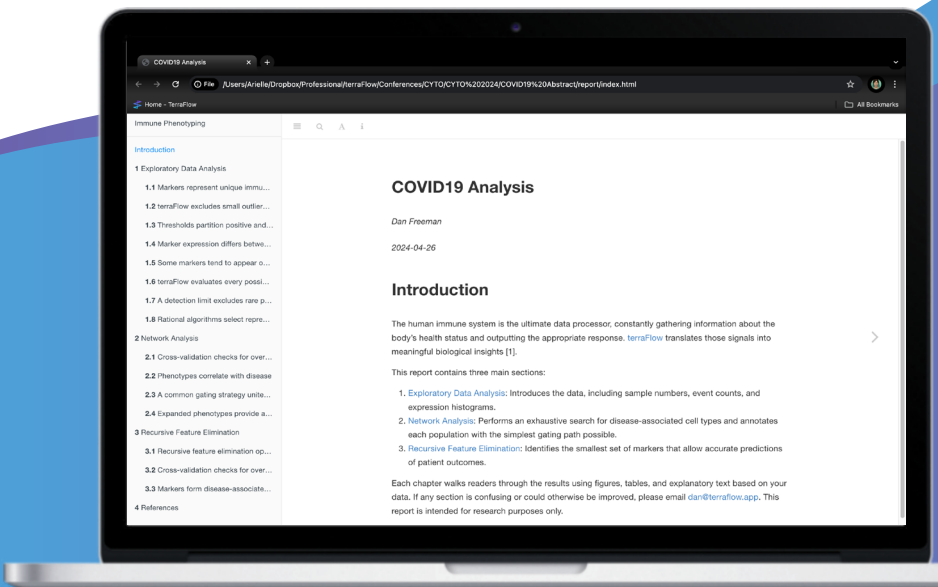
Upload data, label your groups, and hit “Submit”. In 24 hours your complete immuno-phenotyping report will be waiting in your inbox. It’s that easy.

Leveraging AI technology terraFlow mines primary literature to provide a scientific context describing how each individual protein combination relates to your disease of interest. Our AI evaluates every phenotype you could possibly measure within your panel—the equivalent of 10,000 manual hours—and gives you the key takeaways you need to know about your data.

Our AI synthesizes your personal results across more than one million research papers, telling you not just which cell types correlate with your data but also how their specific immunology is driving the outcomes in your study.

And we do it in 24 hours.

A complete preprint on your data



Our Promise

“If there's an immune signature in your data, our platform will find it and deliver clear, specific, replicable phenotypes - every time.”

“

Highlights



Exhaustive

Detect disease-associated cell types that would have been missed using existing methods.



Interpretable

Annotate each cell type with an explicit gating path and summary of relevant literature.



Robust

Avoid false positives by prioritizing biomarkers that have already been validated in similar studies.



Reproducible

Streamline analysis with one standardized pipeline—no manual gate placement or tuning parameters.



Fast

Upload data, label patient groups, and hit submit. In 24 hours you'll have a complete immunophenotyping report you can pick up and instantly understand.

In the world of flow cytometry, every cell has a story waiting to be told. Created for cytometrists by experts in immunology, cytometry, and data science, terraFlow ensures that no cell's tale goes untold. Our intuitive reports delivers powerful and comprehensive analyses, revealing your most significant single cell phenotypes with game changing speed and precision.



SCAN ME

Get in touch

 info@terraflow.app  <https://terraFlow.app>

For Research Use Only. Not for use in diagnostic procedures.
© 2024 terraFlow Bioinformatics Corporation